




LED Bulb



LED Power Bulb



LED T8 & T5 Full Glass Tube



2x2 LED Panel Light



LED surface Panel



Ultra-Thin LED Down Light/
Ceiling Light



T8 LED Batten



LED Wide Tube



T8 LED Tube Light



LED Flood Light



LED Street Light



Light Fixture
for LED T8 Tubes



BRIGHT Lighting is a LED Lighting Brand of Superior Electric Ltd. (SEL). Since 2014, Superior Electric is in developing, production and marketing of LED Lighting Products under Bright Lighting Brand. The Mission is to create a cleaner, greener, healthier environment by developing/sourcing more energy efficient LED light fixture. Through years of hard work and continuous innovation, BRIGHT has won the excellent reputation as one of the high quality and trusted LED Lighting Brand in, Bangladesh.

Bright Lighting is offering a wide range of LED Light Fixture both Indoor and Outdoor application . The Indoor LED Light includes LED Bulbs, LED Tubes, T5 Batten, UFO High Bay, Linear Pendant, Down Light, Surface, Ceiling Panel, Battens, Low Bay & High Bay etc. Outdoor LED Light includes LED Flood Light, Street Light (AC & DC), and LED Spot Light etc. Apart from the LED light fixture, SEL is also offering Industrial Light Shade (Single & Double) both powder coated and Aluminum, 2xT8 2FT, 4X T8 2FT, 2xT8 4FT Louver Set, Dust Proof Shade (Single & Double), Emergency Charging LED Light, Light Sign and Solar Street Light etc.

PRODUCT INDEX OF BRIGHT LIGHTING

 <p>LED Bulb 2</p>	 <p>LED Power Bulb 2</p>	 <p>LED T8 & T5 Full Glass Tube 3</p>	 <p>2x2 LED Panel Light 3</p>
 <p>LED surface Panel 4</p>	 <p>Ultra-Thin LED Down Light/ Ceiling Light 4</p>	 <p>T8 LED Batten 5</p>	 <p>LED Wide Tube 5</p>
 <p>T8 LED Tube Light 6</p>	 <p>LED Flood Light 7</p>	 <p>LED Street Light 7</p>	 <p>Light Fixture for LED T8 Tubes 8</p>

PRODUCT DESCRIPTION OF BRIGHT LIGHTING

BRIGHT LED BULB



Description

- Separated constant current driver.
- Driving circuit can endure high-temperature, avoiding short circuit, it is long-life designed and high reliable.
- Aluminum shell with plastic coating, thermal well using acrylic optical lens, its unique optical technology is better than any other ordinary lens.
- High-brightness, High Power Factor , High Lifetime and good color.

Product Code	Watt	Voltage (V)	Materials	Color Temp	CRI	Lumen	Beam Angle	Model	Dimension (mm)
BSB05WD	5	90-265	Al+Plastic	Daylight	80	475	220	A 60	φ60 x 110
BSB07WD	7	90-265	Al+Plastic	Daylight	80	665	220	A 60	φ60 x 110
BSB07WW	7	90-265	Al+Plastic	Warm White	80	630	220	A 60	φ60 x 110
BSB09WD	9	90-265	Al+Plastic	Daylight	80	855	220	A 60	φ60 x 110
BSB12WD	12	90-265	Al+Plastic	Daylight	80	1140	220	A 70	φ70 x 134
BSB12WW	12	90-265	Al+Plastic	Warm White	80	1080	220	A 70	φ70 x 134
BSB15WD	15	170-264	Al+Plastic	Daylight	80	1350	220	A 70	φ70 x 134
BSB18WD	18	170-264	Al+Plastic	Daylight	80	1710	220	A 80	φ80 x 134

BRIGHT LED Power Bulb



Description

- Separated constant current driver .
- Driving circuit can endure high-temperature, avoiding short circuit, it is long-life designed and high reliable.
- Comply with EMT testing of safety test.
- High-grade Die Casting Aluminum shell, thermal well using acrylic optical lens, its unique optical technology is better than any other ordinary lens.
- High-brightness, High Power Factor, High Lifetime and good color.

Product Code	Watt	Voltage (V)	Materials	Color Temp	CRI	Lumen	Beam Angle	Model	Dimension (mm)
BTB20WD	20	170 - 264	Al+Plastic	Daylight	80	1900	220	T 80	φ80 x 149
BTB30WD	30	170 - 264	Al+Plastic	Daylight	80	2850	220	T 100	φ100 x 180
BTB40WD	40	170 - 264	Al+Plastic	Daylight	80	3800	220	T 120	φ118 x 209
BTB50WD	50	170 - 264	Al+Plastic	Daylight	80	4750	220	T 120	φ118 x 209

BRIGHT LED T8 Full Glass Tube




Description

LED T8 & T5 full glass tube with internal diffused coating providing 320° light output. Energysaving with low power consumption. Includes LED starter for direct retrofit into existing single batters.

- 25,000/15000 hour life, 15,000 switching cycles
- 6500 K Day light Color
- Standard 2 ft & 4 ft lengths
- No discoloration of light over the life of tube
- Recommended for indoor use only
- Color rendering index Ra ≥ 80
- No mercury
- Not suitable for emergency circuits
- Not suitable for dimming

Product Code	Watt	Voltage (V)	Vase	Color Temp	K	Lumen/W	Beam Angle	Dia (mm)	Dimension (mm)
BGT826WD	26	165-240	G13	Daylight	6500	100	320°	26	1200
BGT822WD	22	165-240	G13	Daylight	6500	100	320°	26	1200
BGT810WD	10	165-240	G13	Daylight	6500	100	320°	26	600

BRIGHT 2x2 LED Panel Light



Description

- Highly energy efficient LED Panel for indoor illumination.
- Easy mounting for T-List ceiling (600mmx600mm)
- Health- friendly lights for low glare lens not only distributes balanced light but also brings relief for the eyes.
- High power factor, High CRI and Long Life
- Body white powder coated Aluminum

Product Code	Watt	Voltage (V)	Materials	Color Temp	CRI	Lumen/W	Beam Angle	Dimension (mm)
BP2248WD	48	170-264	Al+Plastic	Daylight	80	100	120	600 x 600
BP2236WD	36	170-264	Al+Plastic	Daylight	80	100	120	600 x 600
BP2236WW	36	170-264	Al+Plastic	Warm White	80	100	120	600 x 600

BRIGH T LED Surface Panel



Description

- High CRI & efficient CCT
- Energy efficient & energy saves up to 90% in respect of nominal lightings.
- Higher Light Transmission Rate • No infrared, does not attract flies
- Easy to install • No Lead or Mercury content
- Environment friendly • Ultra Slim, Contemporary & Elegant Design

Product Code	Watt	Voltage (V)	Materials	Color Temp	Shape	Lumen (lm/W)	Beam Angle	Dimension (mm)
BSRS06WD	06	170-264	Al+Plastic	Daylight	Square	90	120	φ120 x 32
BSSS06WD	06	170-264	Al+Plastic	Warm White	Round	90	120	φ120 x 32
BSRS12WD	12	170-264	Al+Plastic	Daylight	Square	90	120	φ170 x 32
BSSS12WD	12	170-264	Al+Plastic	Daylight	Round	90	120	φ170 x 32
BSRS18WD	18	170-264	Al+Plastic	Warm White	Square	90	120	φ220 x 32
BSSS18WD	18	170-264	Al+Plastic	Daylight	Round	90	120	φ220 x 32
BSSS24WD	24	170-264	Al+Plastic	Daylight	Round/Square	90	120	φ220 x 32

BRIGH T Ultra-Thin LED Down Light/Ceiling Light




Description

- Open Hole: 50-21CM • Type: Round/Square Panel LED Ceiling Light
- Input Voltage: AC 110V- 220V • Color: white (6000-6500K)
- Lumen: 90-100LM/W • Main Material : Acrylic (PC) facemask + Die-casting Aluminum body
- Heat Sink Material: Casting Aluminum Alloy
- Shockproof and damp proof, vibration and corrosion resistance
- Environmentally friendly and recyclable • Power: 6W/12W/18W

Product Code	Watt	Voltage (V)	Materials	Color Temp	Shape	Lumen (lm/W)	Beam Angle	Dimension (mm)
BCRS06WD	06	170-264	Al+Plastic	Daylight	Square	100	120	φ90/ φ75
BCSS06WD	06	170-264	Al+Plastic	Daylight	Round	100	120	φ90/ φ75
BCRS12WD	12	170-264	Al+Plastic	Daylight	Square	100	120	φ145/ φ130
BCSS12WD	12	170-264	Al+Plastic	Daylight	Round	100	120	φ145/ φ130
BCRS18WD	18	170-264	Al+Plastic	Daylight	Square	100	120	φ175/ φ160
BCSS18WD	18	170-264	Al+Plastic	Daylight	Round	100	120	φ175/ φ160

BRIGHT T8 LED Batten



Description

- Cable-Single Ended with middle out wire
- Branded Chips (San'an) and SMD illumination
- Elegant look, suitable for smart indoor application
- Wide voltage range ensure long life
- Main Material : PC cover and Aluminum body
- BIS, CCC & RoHS Certification

Product Code	Watt	Voltage (V)	Materials	Color Temp	CRI	Lumen (lm/W)	Beam Angle	Size (mm)
BBT840WD	36	90-260	Al+PC	Daylight	>80	100	120	26.5 x 1200 (L)
BBT820WD	18	90-260	Al+PC	Daylight	>80	100	120	26.5 x 600 (L)

BRIGHT LED Wide Tube



Description

- Dust-proof & Bug-proof (IP44) • High lumen SMD2835 Sanan chip, 80lm/w. High CRI.
- Constant electric current driver, Input AC85-265V.
- Save power more than 90% compare with fluorescent tubes.
- Suitable for indoor lighting
- Strong Aluminum body and Plastic Cover
- BIS, CCC & RoHS Certification

Product Code	Watt	Voltage (V)	Materials	Color Temp	CRI	Lumen (lm/W)	Beam Angle	Size (mm)
BWT60WD	60	90-260	Al+PC	Daylight	>80	100	120	75 (W) x 23(H) x 1200 (L)
BWT40WD	40	90-260	Al+PC	Daylight	>80	100	120	75 (W) x 23(H) x 1200 (L)
BWT30WD	30	90-260	Al+PC	Daylight	>80	100	120	75 (W) x 23(H) x 600 (L)
BWT820WD	20	90-260	Al+PC	Daylight	>80	100	120	75 (W) x 23(H) x 600 (L)
BWT810WD	10	90-260	Al+PC	Daylight	>80	100	120	75 (W) x 23(H) x 300 (L)

Note: Warm (3000k) is available on demand

BRIGHT T8 LED Tube Light



Description

- High Lumen SMD 2835 Chips,
- Industrial grade 50000 hour life
- 115-130 lumen per Watt
- Industrial grade control gear with high PF, High CRI, and perfect CCT
- Constant electric current driver, Input AC85-265V.
- Save power more than 90% compare with fluorescent tubes
- Suitable for indoor lighting
- Strong Aluminum body and Plastic Cover
- BIS, CCC & RoHS Certification

Product Code	Watt	Voltage (V)	Materials	Color Temp	CRI	Lumen (lm/W)	Type/Base	Size (mm)
BRTT828WD	28	85-265	Al+PC	Daylight	>80	115	Round/ G13 (Double Pin)	1200
BRTT822WD	22	85-265	Al+PC	Daylight	>80	115	Round/ G13 (Double Pin)	1200
BRTT820WD	20	85-265	Al+PC	Daylight	>80	115	Round/ G13 (Double Pin)	1200
BRTT810WD	10	85-265	Al+PC	Daylight	>80	115	Round/ G13 (Double Pin)	600
BFTT828WD	28	85-265	Al+PC	Daylight	>80	115	Wall Mount/3Pin Jack	1200
BFTT822WD	22	85-265	Al+PC	Daylight	>80	115	Wall Mount/3Pin Jack	1200
BFTT820WD	20	170-260	Al+PC	Daylight	>80	115	Wall Mount/3Pin Jack	1200
BFTT810WD	10	170-260	Al+PC	Daylight	>80	115	Wall Mount/3Pin Jack	600

Note: 20/22 Watt and 10 Watt warm (3000k) both for round and flat are available on demand.

BRIGH T LED Flood Light

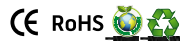


Description

- High power factor, High Lumen LED Flood • Protection rating is IP 65
- Long Life: 50000 Hrs • Toughened Glass & Die-casting Aluminum
- Branded LED Chips and Isolated driver • Recommended for outdoor application

Product Code	Watt	Voltage (V)	Chips	Color Temp	Warranty	Lumen (lm/W)	Dimension (L x W x D) mm	Weight/Pcs
BFLC050WD	50	85-265	CoB	Daylight	2 Years	100-110	255 x 235 x 60	1.81 Kg
BFLC050WW	50	85-265	CoB	Warm White	2 Years	100-110	255 x 235 x 60	1.81 Kg
BFLC100WD	100	85-265	CoB	Daylight	2 Years	100-110	287 x 287 x 85	3.35 Kg
BFLC150WD	150	85-265	CoB	Daylight	2 Years	100-110	315 x 333 x 90	4.49 Kg
BFLC200WD	200	85-265	CoB	Daylight	2 Years	100-110	370 x 372 x 117	7.45 Kg

BRIGH T LED Street Light



Description

- High quality die-casting heat dissipation aluminum system.
- AC85-265V voltage ranges confirm the long life.
- IP66 fixture and weather proof construction make them perfect solution for outdoor applications.
- High efficiency, High CRI, High luminous flux. Good color rendering.
- No UV & IR, No Blinking and No Mercury & Lead free
- Easy installation, holediasize length lets you point the light at perfect angle. • CE, RoHS, FCC approved.

Product Code	Watt	Voltage (V)	Chips	Color Temp	Warranty	Lumen (lm/W)	Dimension (L x W x D) mm	Weight/Pcs
BSLC050WD	50	85-265	CoB	Daylight	2 Years	110-130	530 x 254 x 88	3.35 Kg
BSLC100WD	100	85-265	CoB	Daylight	2 Years	100-110	547 x 254 x 88	5.63 Kg
BSLC150WD	150	85-265	CoB	Daylight	2 Years	110-130	647 x 254 x 88	6.63 Kg
BSLS100WD	100	85-265	SMD	Daylight	2 Years	110-130	527 x 181 x 50	2.36 Kg
BSLC0150WD	150	85-265	SMD	Daylight	2 Years	110-130	651 x 260 x 88	4.43 Kg

BRIGH T LED Linear Fixture



Description

- Dust-proof & Bug-proof (IP44) • High Quality Industrial Grade Driver: AC85-265V, High Power Factor (>0.95)
- Save Power more than 90% compare with Fluorescent Tubes • Suitable for Indoor Application
- Includes 3x2 adjustable hanging cables • Includes 3 wire power feed cable and canopy
- CCC &RoHS Certification

Product Code	Watt	Voltage (V)	Materials	Color Temp	CRI	Lumen (lm/W)	Dimension (L x W x D) mm
BLW40WD	40	65-265	Al+ PC	Day Light	>80	110	50x50x1200 (L)
BLW40WW	40	65-265	Al+ PC	Day Light	>80	110	50x50x1200 (L)
BLB40WD	40	65-265	Al+ PC	Day Light	>80	110	50x50x1200 (L)
BLB40WW	40	65-265	Al+ PC	Day Light	>80	110	50x50x1200 (L)

BRIGH T LED T5 Batten



Description

- Saves up to 50% more energy • No lead or mercury means easy and environmentally safe disposal
- Suitable for Indoor Application • Accessories including 3Pin Jack, SS Clumps & Jointer
- CCC &RoHS Certification

Product Code	Watt	Voltage (V)	Materials	Color Temp	CRI	Lumen (lm/W)	Dimension (L x W x D) mm
BT520WD	20	65-265	PC	Day Light	>80	100	22x35x1100 (L)
BT520WW	20	65-265	PC	Warm	>80	100	22x35x1100 (L)
BT510WD	10	65-265	PC	Day Light	>80	100	22x35x550 (L)
BT510WW	10	65-265	PC	Warm	>80	100	22x35x550 (L)
BT505WD	5	65-265	PC	Day Light	>80	100	22x35x275 (L)
BT505WW	5	65-265	PC	Warm	>80	100	22x35x275 (L)

BRIGHT Double Fixed Tube Light Shade



Description

- No lead or mercury means easy and environmentally safe disposal
- High Quality Industrial Grade Driver: AC85-265V, High Power Factor (>0.95)
- Suitable for Indoor Application • Accessories including SS Clumps&3 wire power feed cable

Product Code	Watt	Voltage (V)	Materials	Color Temp	CRI	Lumen (lm/W)	Dimension (L x W x D) mm
BFT40WD	40	65-265	Al+ PC	Day Light	>80	110	65x140x1200 (L)
BFT44WD	44	65-265	Al+ PC	Day Light	>80	110	22x35x1100 (L)
BFT56WD	56	65-265	Al+ PC	Day Light	>80	110	22x35x550 (L)
BFT40WW	40	65-265	Al+ PC	Warm	>80	100	22x35x550 (L)

BRIGHT UFO LED High Bay



Description

- Easy installation, dependable operation • Built-in 4kV surge protector
- Suitable for wet locations, IP65 rated • Ambient operating temperature: -10°C to 45°C
- Unique driver housing with heat sink fins added for greater heat dissipation

Product Code	Watt	Voltage (V)	Materials	Color Temp	CRI	Lumen (lm/W)	Dia (mm)
BHB100W	100	65-265	Al+ PC	Day Light	>70	130	300 mm
BHB150W	150	65-265	Al+ PC	Day Light	>70	130	300 mm
BHB200W	200	65-265	Al+ PC	Day Light	>70	130	350 mm

BRIGHT Light Fixture for LED T8 Tubes

		
2x20 Watt T8 2FT Louver	4x20 Watt T8 2FT Louver	2x40 Watt T8 4FT Louver
		
1x40 Watt T8 Single 4FT 2x40 Watt T8 Double 4FT	1x36W T8 Single Slim Batten	2x40 Watt T8 4FT Weather Proof 1x40 Watt T8 4FT Weather Proof

Based on your inquiry, we may indent/import/locally supply the following items:

		
30W/50 Watt Low Bay LED Light	100W/150W/200W LED High Bay Light	Focus Light
		
20W/30W/40 W Solar LED Integrated Street Light	Exit & Other Signs	10W/20W/30W Portable LED Charging Light
		
2x3 Watt Emergency	Pest Control Light Set	LED/Fluorescent True Color (D65) Tube Light
		
Foot Light	Aviation Light	strip Light

Superior Electric Ltd. is also Distributor/Agent/Authorized for :

- ⚡ Schirtec (Austria) Brand ESE (Early Steamer Emission) Lightning Arrester,
- ⚡ MAX Electric (China) Brand Busbar Trunking System (BBT),
- ⚡ Phoenix Contact (Germany) ranges Products including Surge Protection Devices (SPD),
- ⚡ ABB/LS/ChiNT/Havells/C&S ranges LV products including Circuit Breakers & BDs



Superior Electric Ltd.

House no. - 05, Road no. -01, Block no. - D, Pallabi, Mirpur, Dhaka -1216
Telephone: +88 01777757207, +88 01728513789
E-mail: sei@superiorelectricbd.com www.superiorelectricbd.com